

To have a supportive conversation, remember the **EARS** acronym:

- Engage and open a conversation.
- Actively listen and encourage self-expression.
- Refer to resources and ask how you can help.
- Stay in touch and follow up.

i If you believe someone is in crisis, call 9-1-1 or take them to the nearest emergency department.



This pocketbook provides some tips on how to talk and listen to someone you are concerned about and help them access support.

Bell Let's Talk promotes mental health awareness, acceptance and action. On Bell Let's Talk Day and every day through the year, we can all take meaningful action to create positive change.



Engage and open a conversation

- Find a private space to talk and keep the other person's comfort level in mind.
- Show that you care by asking open-ended questions that help to generate more than one-word responses.

For example:
I know (acknowledge something that is happening in their life). How are things with that?



Actively listen and encourage self-expression

Your goal is to listen and let the other person do most of the talking. Here are some pointers:

- Continue to use open-ended questions or phrases.
I hear you. How is that impacting your day to day?
- Summarize what they tell you in your own words.
If I understand correctly...

• Validate the person's experiences and emotions.
That sounds difficult. You have every right to feel that way.

This pocketbook was developed in collaboration with leading mental health experts.




For resources to support you, your family and your colleagues, use the following QR code:

- Stay attuned to the person's mood and adjust your tone or posture if the conversation is generating heightened emotions.

Things to avoid:

Don't minimize their challenges, avoid quickly jumping to a positive outlook, and stay away from 'you should' phrases.



How have you been feeling lately?

- Set up a time to connect with the person again and continue to check in regularly.
- Aim for open and non-judgemental questions

Stay in touch and follow up



9

Refer to resources and ask how you can help

Dealing with all of this alone can be challenging. What can I do to support you?


*People may be reluctant to seek help because they're not sure where to turn. If you have used something in the past that you think could be helpful, share your experience and how it helped you.
I spoke to my family doctor when I was struggling with my anxiety and they connected me to a therapist. It really helped me. Do you think that might be helpful to you?*



5

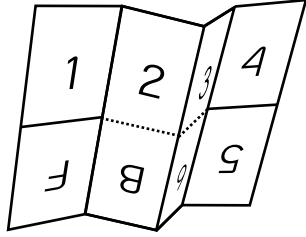
Folding instructions

To meet a supportive community, whether the B&B group.
 1. **Engage and open conversation**
 2. **Access, share and encourage resources**
 3. **Access, share and encourage resources**
 4. **Engage and open conversation**

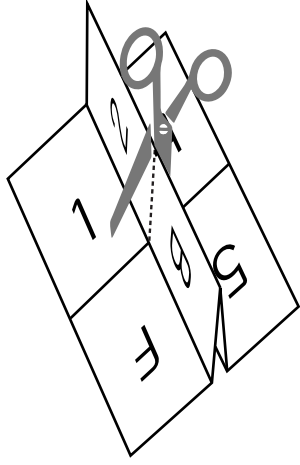


1	2	3	4
F	B	9	5

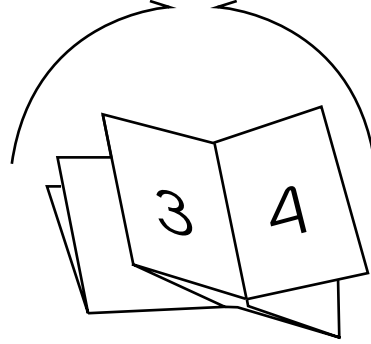
1 Start with front page at the top left



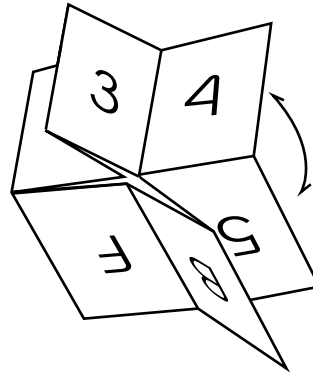
2 Fold in halves



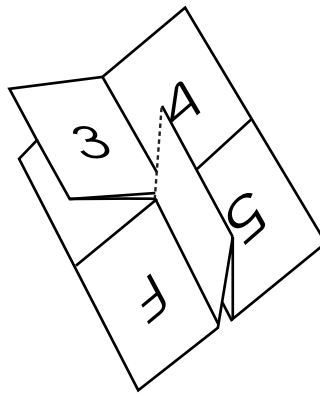
3 Cut at dotted line in the centre




6 Fold in half horizontally



5 Fold in half vertically



4 Fold to opposite ends



Done, enjoy!